



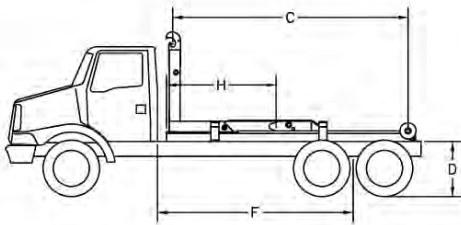
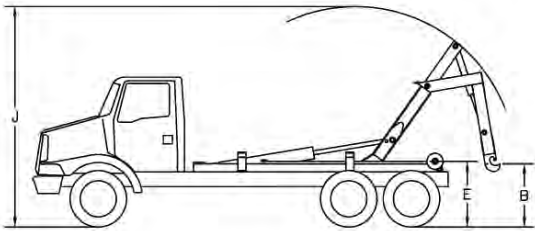
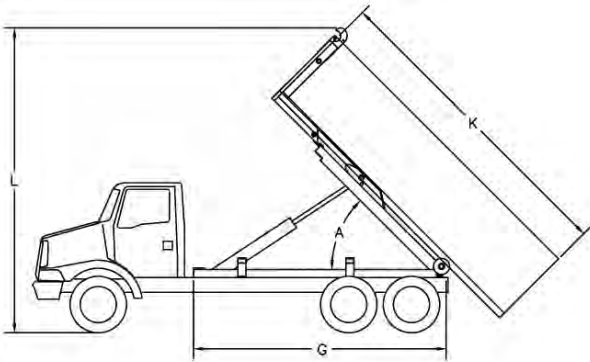
STELLAR® 52,000 LB. HOOKLIFT TECHNICAL SPECIFICATION GUIDE

52,000
Shuttle Hooklift Hoist



Our People. Our Products.

STELLAR® 52,000 LB. CAPACITY HOOKLIFT HOIST

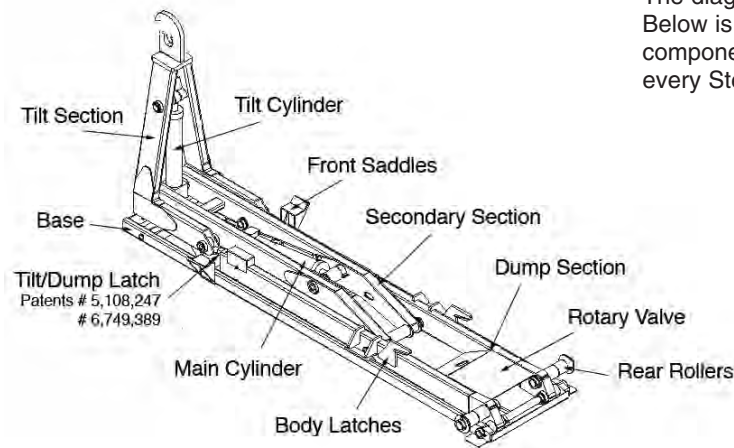


■ SPECIFICATION INFORMATION

- Will accommodate bodies from 15-feet up to 21.5-feet long and still retain the maximum rated dump angle on a 41-inch high frame truck. Longer bodies may be accommodated with reduced dumping capabilities.
- Transmission-mounted PTO and hydraulic pump required to power the hooklift.
- Standard in-cab manual controls which allow for precise metering of the manual stack-type hydraulic valve. Solenoid-activated hydraulic control valve with electric remote control pendant is optional.
- Twenty-Five (25) gallon frame-mounted oil tank.
- Operating pressure is 4,200 psi.
- Hydraulic flow required is 20-gallons per minute.
- Patented dump/load interface on double pivot models.
- Hydraulic locks to prevent cylinder collapse in case of hose failure.
- Hook latch to prevent body from becoming detached prematurely.
- Mechanical rear body tie-down latches.
- Resettable dump/tilt tabs.
- Hydraulic rotary valve to prevent front tilt movement when the dump frame is raised.
- Permanently lubricated and greaseless bushings used throughout.
- Stainless steel pins used throughout.
- All weldments painted with two-part polyurethane enamel.

Item Description	138-18-52	174-20-52	190-24-52
Lifting / Dumping Cap.	52,000 lb. (23,587 kg)	52,000 lb. (23,587 kg)	52,000 lb. (23,587 kg)
Dump Angle	50°	50°	50°
Effective Length	176" (4,470 mm)	206" (5,232 mm)	223" (5,664 mm)
Cab to Axle	138"-144" (3,505-3,658 mm)	160"-174" (4,064-4,420 mm)	174"-190" (4,420-4,826 mm)
Shipping Weight	5,250 lb. (2,381 kg)	5,500 lb. (2,495 kg)	6,200 lb. (2,812 kg)
Recommended Body Lengths	15'-17.5' (4,572-5,334 mm)	17.5'-21' (5,334-6,401 mm)	19'-21.5' (5,791-6,553 mm)
Hook Height	61.75" (1,568 mm)	61.75" (1,568 mm)	61.75" (1,568 mm)
Min. Truck GVWR	54,000 lb. (24,494 kg)	54,000 lb. (24,494 kg)	54,000 lb. (24,494 kg)

■ KEY FEATURES



The diagram shows a typical Stellar Hooklift. Below is a detailed explanation of these components which are an integral part of every Stellar hydraulic hooklift.

- Base Section:** The base section of a Stellar Hooklift may also be called a sub-frame. All Stellar Hooklift hoists are tied together in one common framework. This base section not only adds strength to the hoist, but it places less stress concentration on the truck chassis than hook hoists without a common base. The base section also provides for a simple installation on most truck chassis.
- Body Latch:** The body latch is also referred to as the rear tie-down. Standard on Stellar Hooklift hoists are the rearward facing hooks that interface with a horizontal steel pocket or tab. As the body is pulled forward into the final storage position prior to transporting, the tabs will pull tight in the hook pockets. Hydraulic activated rear tie-downs are optional on larger Stellar Hooklift hoists.
- Dump Section:** This component of the Stellar Hooklift pivots at the rear of the hoist when interacting with the patented tabs on the tilt section. The rear body latches are attached to this component on most models. This allows the body to remain in the latches when dumping.
- Front Saddles:** Front saddles provide a place for the body to rest while the truck is in motion.
- Lift Cylinder:** The lift cylinder on a Stellar Hooklift not only lifts the body onto the truck, but it also provides the dumping movement. All Stellar Hooklift lift cylinders feature dual pilot-operated counterbalance valves which provide for optimum meter-ability and protection against sudden movement in the case of hose failure.
- Tilt/Dump Latch:** This unique patented feature is the basis of the Stellar Hooklift system. With a simple mechanical interference between the tilt section and the dump section, the pivot point is changed from the secondary section (loading/off-loading) to the rear of the truck (dumping). Resettable tabs protect the system from out-of-sequence operation.
- Rear Rollers:** With the unique Stellar Hooklift design, bodies are loaded and unloaded with a “lift and roll” movement. While unloading a body, the tilt section will lift the front of the body and roll it back. The tilt cylinder will continue rolling the body until the rear of the body contacts the ground.
- Rotary Valve:** The rotary valve will lock out all hydraulic fluid to the tilt cylinder when in the dumping mode. This prevents the accidental release of the body while dumping.
- Secondary Section:** The secondary section acts as the main pivoting member for loading /off-loading bodies. This component ties the tilt, dump and base sections together into one cohesive unit.
- Tilt Cylinder:** The tilt cylinder operates the tilt section of the Stellar Hooklift. This cylinder features a pilot-operated counterbalance valve on both extend and retract sides. The tilt section is a key component of the Stellar Hooklift. The tilt section provides the selection of dump or load/off-load. With Stellar’s unique twin post design, line-of-sight visibility of the hook is available from the truck cab.

■ Stellar® Hooklift Reference Chart*

Model	Lift Capacity	Body Lengths	Cab-To-Axle (Trunnion)	Hook Height
Flex36 60-8	Up to 9,000 (4,082 kg)	8-9 (2,438-2,743 mm)	60 (1,524 mm)	35.63 (905 mm)
Flex36 84-10	16,000 (7,257 kg)	10-12 (3,048-3,658 mm)	84-96 (2,134-2,438 mm)	35.63 (905 mm)
Flex36 108-12	16,000 (7,257 kg)	12-14 (3,658-4,267 mm)	108-120 (2,743-3,048 mm)	35.63 (905 mm)
Flex36 120-14	16,000 (7,257 kg)	13-15 (3,962-4,572 mm)	120-130 (3,048-3,302 mm)	35.63 (905 mm)
108-12-20/36	20,000 (9,072 kg)	12-13.5 (3,658-4,115 mm)	102-108 (2,591-2,743 mm)	35.63 (905 mm)
108-11-20	20,000 (9,072 kg)	11-13.5 (3,353-4,115 mm)	102-108 (2,591-2,743 mm)	54 (1,372 mm)
120-16-20	20,000 (9,072 kg)	12.5-15 (3,810-4,572 mm)	114-130 (2,896-3,302 mm)	54 (1,372 mm)
138-18-20	20,000 (9,072 kg)	14.5-17 (4,420-5,182 mm)	130-144 (3,302-3,658 mm)	54 (1,372 mm)
168-20-20	20,000 (9,072 kg)	16.5-19 (5,029-5,791 mm)	168-180 (4,267-4,572 mm)	61.75 (1,568 mm)
190-24-20	20,000 (9,072 kg)	18.5-21.5 (5,639-6,553 mm)	190-200 (4,826-5,080 mm)	61.75 (1,568 mm)
96-10-24	24,000 (10,886 kg)	10-12.5 (3,048-3,810 mm)	84-102 (2,134-2,591 mm)	54 (1,372 mm)
108-14-32	32,000 (14,515 kg)	12-15 (3,658-4,572 mm)	102-108 C.T. (2,590-2,743 mm)	61.75 (1,568 mm)
138-18-32	32,000 (14,515 kg)	15-17.5 (4,572-5,334 mm)	130-144 C.T. (3,302-3,658 mm)	61.75 (1,568 mm)
174-20-32	32,000 (14,515 kg)	17.5-20 (5,334-6,096 mm)	160-174 C.T. (4,064-4,420 mm)	61.75 (1,568 mm)
190-24-32	32,000 (14,515 kg)	19-21.5 (5,791-6,553 mm)	174-190 C.T. (4,420-4,826 mm)	61.75 (1,568 mm)
138-18-34	34,000 (15,422 kg)	15-17.5 (4,572-5,334 mm)	130-144 C.T. (3,302-3,658 mm)	54 (1,372 mm)
108-14-40	40,000 (18,144 kg)	12-15 (3,658-4,572 mm)	102-108 C.T. (2,591-2,743 mm)	61.75 (1,568 mm)
138-18-40	40,000 (18,144 kg)	15-17.5 (4,572-5,334 mm)	130-144 C.T. (3,302-3,658 mm)	61.75 (1,568 mm)
174-20-40	40,000 (18,144 kg)	17.5-20 (5,334-6,096 mm)	160-174 C.T. (4,064-4,420 mm)	61.75 (1,568 mm)
190-24-40	40,000 (18,144 kg)	19-21.5 (5,791-6,553 mm)	174-190 C.T. (4,420-4,826 mm)	61.75 (1,568 mm)
138-18-52	52,000 (23,587 kg)	15-17.5 (4,572-5,334 mm)	138-144 C.T. (3,505-3,658 mm)	61.75 (1,568 mm)
174-20-52	52,000 (23,587 kg)	17.5-20 (5,334-6,096 mm)	160-174 C.T. (4,064-4,420 mm)	61.75 (1,568 mm)
190-24-52	52,000 (23,587 kg)	19-21.5 (5,791-6,553 mm)	174-190 C.T. (4,420-4,826 mm)	61.75 (1,568 mm)
138-18-65	65,000 (29,484 kg)	15-17.5 (4,572-5,334 mm)	138-144 C.T. (3,505-3,658 mm)	61.75 (1,568 mm)
174-20-65	65,000 (29,484 kg)	17-20 (5,182-6,096 mm)	160-174 C.T. (4,064-4,420 mm)	61.75 (1,568 mm)
190-24-65	65,000 (29,484 kg)	19-21.5 (5,791-6,553 mm)	174-190 C.T. (4,420-4,826 mm)	61.75 (1,568 mm)

■ Stellar® Slider (Sliding Jib Hooklift)

Slider20 (54")	20,000 (9,071 kg)	13-18 (3,962-5,486 mm)	138-156 (3,505-3,962 mm)	54 (1,372 mm)
Slider20 (61.75")	20,000 (9,071 kg)	13-18 (3,962-5,486 mm)	138-156 (3,505-3,962 mm)	61.75 (1,568 mm)
Slider34 (54")	28,000 (12,001 kg)	14-20 (4,267-6,096 mm)	160-174 C.T. (4,064-4,420 mm)	54 (1,372 mm)
Slider34 (61.75")	34,000 (15,422 kg)	14-20 (4,267-6,096 mm)	160-174 C.T. (4,064-4,420 mm)	61.75 (1,568 mm)
Slider65 (54")	52,000 (23,587 kg)	16-22 (4,877-6,706 mm)	180-190 C.T. (4,572-4,826mm)	54 (1,372 mm)
Slider65 (61.75")	65,000 (29,484 kg)	16-22 (4,877-6,706 mm)	180-190 C.T. (4,572-4,826mm)	61.75 (1,568 mm)

■ Stellar® Xchange (Single Pivot Hooklift)

84-12-9	9,000 (4,082 kg)	10-12.5 (3,048-3,810 mm)	84-96 (2,134-2,438 mm)	35.63 (905 mm)
120-15-9	9,000 (4,082 kg)	12-14.5 (3,658-4,420 mm)	108-120 (2,743-3,048 mm)	35.63 (905 mm)
84-12-13	13,000 (5,897 kg)	10-12.5 (3,048-3,810 mm)	84-96 (2,134-2,438 mm)	35.63 (905 mm)
120-15-13	13,000 (5,897 kg)	12-14.5 (3,658-4,420 mm)	108-120 (2,743-3,048 mm)	35.63 (905 mm)
120-16-13	13,000 (5,897 kg)	13-15.5 (3,962-4,724 mm)	120-130 (3,048- 3,302 mm)	35.63 (905 mm)
120-15-20	20,000 (9,072 kg)	11.5-14 (3,505-4,267 mm)	108-120 (2,743-3,048 mm)	54 (1,372 mm)
138-18-20	20,000 (9,072 kg)	13-15.5 (3,962-4,724 mm)	139 (3,531 mm)	54 (1,372 mm)
138-18-20/SPL	20,000 (9,072 kg)	14.5-17.5 (4,420-5,334 mm)	1389 (3,505 mm)	54 (1,372 mm)

Your local dealer:



Our People. Our Products.

190 State Street
P.O. Box 169
Garner, IA 50438
Telephone: (641) 923-3741 • (800) 321-3741
Fax: (641) 923-2812

* This data is for reference purposes only, and is not intended to replace a properly calculated weight distribution.

Government specifications available.

* All specifications are subject to change without notification.

For the most up to date version of this brochure, please visit www.stellarindustries.com.

Internet: www.stellarindustries.com
Email: sales@stellarindustries.com

An Employee Owned Company.
Copyright © 2008 Stellar Industries, Inc.