

EXPECT MORE. CHOOSE READING.



LO-PRO READY VAN & READY VAN II



Expect more choices and standard features with Ready Van!



Enclosed Work Space with Convenient Compartments

- **PATENTED** hidden hinges
- **EXCLUSIVE** Latch-Matic® remote locking system with audible alarm
- **UNIQUE** time-controlled compartment lighting system
- **EXTEND-A-SHELF™** modular drawer unit

Unmatched standard features, an enclosed work space, plus secure, co

Reading's Lo-Pro Ready Van and Ready Van II just keep getting better! An impressive list of standard features make these bodies the premier choice for upfitting your cutaway chassis.



Manufactured With Confidence

The Lo-Pro is a single wheel variant of Reading's popular Ready Van in a more compact size (132"x86"). The Lo-Pro Ready Van offers a generous 54"x52-3/4" rear cargo opening, secure outside storage compartments plus an enclosed workspace. Two windows on rear cargo doors are standard and are equipped with metal security protection.

The Ready Van II has the same standard features as the Lo-Pro Ready Van. Designed for dual wheel cutaway chassis, it also features an attractive radius contour on the front bulkhead. The Ready Van II is a 132" body and is available with either a 64" or 74" interior height. Two windows (equipped with metal security protection) on rear cargo doors are standard.



Audible Alarm System with Latch-Matic®
Simultaneously locks or unlocks all side compartment doors and rear cargo doors with the touch of a button providing additional security.




Aluma-Fill®
Aluminum fuel fill receptacle protects the body from accidental nicks and scratches.



Modern Rectangular Tail Lights
Leak-resistant



Complete Stainless Steel Rotary Locks
Rust resistant, attractive appearance with no exposed fasteners. Features a double bitted high quality locking cylinder, adjustable striker pins and an O-ring seal to prevent water intrusion.



Poached Anti-Slip Bumper
Made with galvanized steel and has a black powder coat finish.



Compartment Lighting System
Compartment lights are automatically activated with Latch-Matic® keyless remote controller and automatically go off after 10 minutes.

convenient outside compartments.



1 A40-A60 Coating Weight Steel

2 E-Coat Primer

3 Powder Coat Finish



Patented Hidden Hinges Overlapping door construction is an industry exclusive that resists forcible entry. The robust and concealed hinge design provides protection against corrosion and does not require frequent lubrication or maintenance.



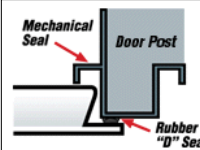
Heavy Duty Compartment Doors Made with double paneled construction with internal reinforcement and 18-gauge outer door skin.



Nitrogen Strut Door Holders Equipped on all vertical compartment doors and rear cargo doors with internal dampeners.

Galvanized Steel Shelves

These shelves are removable and adjustable and have dividers that are spaced on 2" centers.



Exclusive Dual-Pro® Seal System

Seals include a large automotive quality bubble type seal and a mechanical seal that provides secondary defense. The patented design increases clear door openings in every compartment.



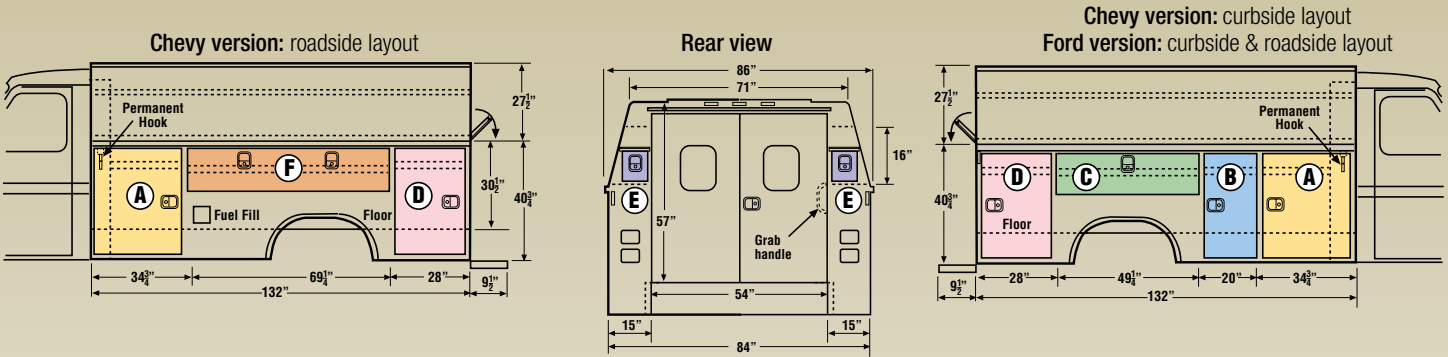
Extend-a-Shelf™ Drawers with Grab Handles A 250-lb. capacity ball bearing shelf unit. Consists of 3 shelves with handles that permit easy operation of drawers and help secure drawers in place when compartment door is closed.

LO-PRO READY VAN & READY VAN II

Dimensional Data

LO-PRO READY VAN

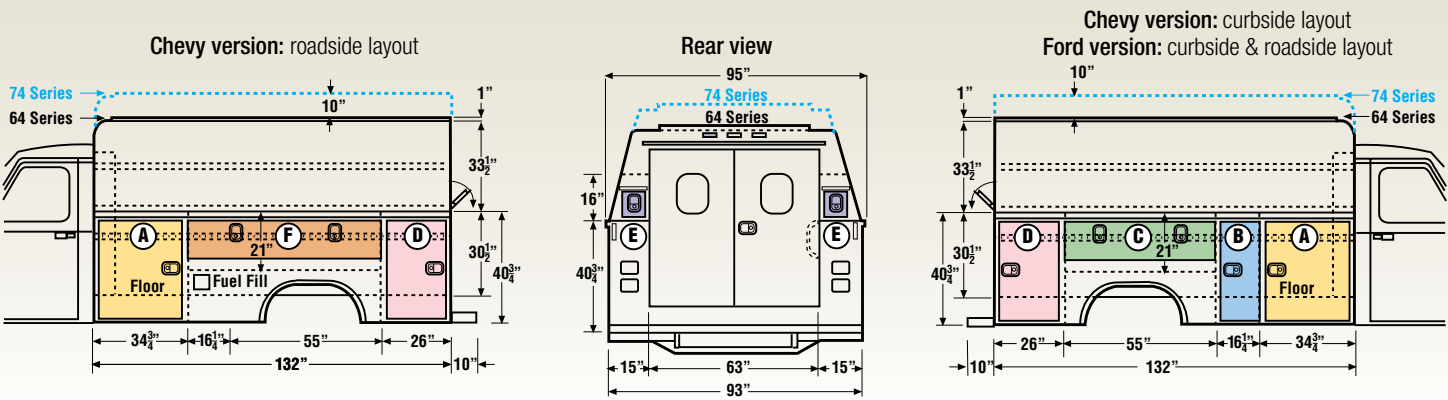
Model	Approx. Weight	Chassis	Cab-to-Axle	Approximate Compartment Clear Door Openings					
				A	B	C	D	E	F
CV57-132AP	2500#	Chevy & GMC Cutaway	80"	29"x35-1/2"	16-1/2"x35-1/2"	13"x48-1/2"	24-1/4"x35-1/2"	6-3/8"x8-3/16"	13"x68-1/2"
FV57-132AP	2500#	Ford Cutaway	80"	29"x35-1/2"	16-1/2"x35-1/2"	13"x48-1/2"	24-1/4"x35-1/2"	6-3/8"x8-3/16"	13"x68-1/2"



Standard Shelf & Divider Equipment: All shelves adjustable and/or removable with all dividers removable and adjustable. One shelf in each vertical and horizontal compartment (40) dividers.

READY VAN II

Model	Approx. Weight	Chassis	Cab-to-Axle	Approximate Compartment Clear Door Openings					
				A	B	C	D	E	F
CV64-132AP CV74-132AP	2700# 2798#	Chevy & GMC Cutaway	80"	29"x35-1/2"	16-1/2"x35-1/2"	13"x48-1/2"	24-1/4"x35-1/2"	6-3/8"x8-3/16"	13"x68-1/2"
FV64-132AP FV74-132AP	2700# 2798#	Ford Cutaway	80"	29"x35-1/2"	16-1/2"x35-1/2"	13"x48-1/2"	24-1/4"x35-1/2"	6-3/8"x8-3/16"	13"x68-1/2"



Standard Shelf & Divider Equipment: All shelves adjustable and/or removable with all dividers removable and adjustable. One shelf in each vertical and horizontal compartment (40) dividers.

Optional Accessories



- ALUMA-CHOCK® - Aluminum chock block holders
- Steel overhead ladder racks
- E-Z slide™ and Grip-n-Glide® drawer units

Sold and serviced locally by:

Please note that some items shown in photographs are optional.
 Reading, Alum-a-Fill, Dual-Pro, and Latch-Matic are registered trademarks and Extend-a-Shelf, is a trademark of Reading Truck Body, LLC in the United States and in some foreign countries.
 ©2009 Reading Truck Body, LLC All dimensions subject to plus or minus tolerance of 1/4" and all dimensions and specifications are subject to change without notice
 RTB09-LPRV-10M-02

EXPECT MORE. CHOOSE READING.



800.458.2226 | www.readingbody.com