



## STELLAR® MECHANIC TRUCKS AND SERVICE CRANES

### Mechanic Trucks by Stellar Industries offer the most innovative features in the industry

- Complete turnkey packages available with a heavy-duty steel body and American Eagle air compressor and drawer system
- Stellar service cranes feature hexagonal booms which makes them stronger, reduces boom flex and side to side movement, as well as side-to-side extension slippage
- Stellar offers a wide range from 2,000 to 14,000-pound lifting capacity
- Planetary winches provide line speed up to 60-feet per minute
- Greaseless bushings for maintenance free service
- Up to 28-feet of hydraulic reach
- 400-degree power rotation on most models
- Stainless steel pivot pins lower maintenance costs and extend life
- Standard anti-two block device
- Dual acting counter balance valves integrated into hydraulic cylinders
- Flip sheave available on most models
- Standard proportional radio remote control provides ultimate crane control




*Our People. Our Products.*


# STELLAR® MECHANIC TRUCKS AND SERVICE CRANES

## ■ The Best Features in the Industry are Standard on Every Stellar® Model T1, T2 and T3 Service Body...

- Rugged 12-gauge and 14-gauge two-sided A-40 galvanneal steel body shell.
- The crane pedestal / compartment is constructed of steel material capable of handling the robust lifting capacity of Stellar cranes. This provides the same storage space as other non-reinforced compartments.
- 2-point and 3-point door latching is standard with 3/8" steel door rods. Master locking system is standard.
- Exterior mounted light box provides maximum protection for the lights yet minimizes intrusion into the compartments.
- All bodies are re-primed after Electro Deposition (E-Coating) for maximum protection. Bodies are then finished with two-part polyurethane enamel
- Powder coated boomrest, outriggers, lightbox and tailgate, provides better coverage and a harder finish.
- All compartment interiors are finished painted to match exterior.
- 22" deep, 1/4" smooth steel workbench surface bumper, with recess for pintle hitch (hitch not included). Step bumper and grab handles are standard. (28" bumper on T3)
- Full width longbar storage compartment integrated into the rear workbench bumper. Removable vise pedestal is standard.
- Door hinges are riveted, not welded to allow ease of door replacement if required.
- Every Stellar mechanic service body features our torq-isolator crane support design and isolates the crane compartment from the rest of the side pack. Lifting stresses are transferred to the outriggers and box-type subframe, not the compartment doors.



Exclusive all stainless steel continuous hinge provides superior corrosion protection, full length support for the doors and pry-proof security with a built-in weather shield.



Double-shell, 14-gauge outer panel, two-sided A-40 galvanneal steel hat section reinforced doors for durability and long life.



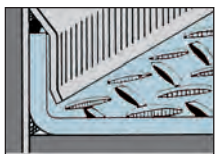
Double spring over center door closures on all vertical doors, keeps door in positive open or closed position.



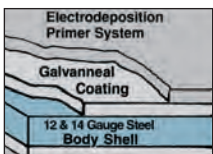
250-lb capacity adjustable divider shelves made of spangled galvanized steel. Limited quantity of dividers furnished standard. Divider slots on 4" centers.



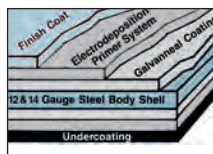
Encased in a durable nylon braided loom, Stellar's standard electrical wiring harness covers all functions and features the use of weather-tight connectors.



Exclusive "return flange" floor design provides support for side compartments, adds floor strength, and eliminates rust prone exposed seam between floor and side compartments.



Complete immersion in electrodeposition gray epoxy prime paint featuring a zinc phosphate precoat and seal for additional corrosion protection. Prime paint is oven cured to provide a hard durable finish.



Complete undercoating, with minimum of 3 mils of petroleum base material, provides extra protection from corrosion and road debris.




12-gauge double panel tailgate with hinged arm brackets to provide a stout working surface.



Double door seal provided by two automotive-grade bulb type Neoprene door seals, protect compartment contents from weather.

**The Best Features...Standard on all Stellar® Cranes**  
**“Because The Best Truck Body Deserve The Best Crane.”**



**Available Cranes**

Model	Crane Rating	Boom Length*	Max Reach*	Lifting Capacities	Power Supply
3315	11,500 ft-lbs (1.59 ton-m)	7' (2.13 m)	15' (4.57 m)	3,200 lbs @ 3' (1451 Kg @ .9 m) 750 lbs @ 15' (340 Kg @ 4.6 m)	PTO 2.0 gpm @ 2300 psi 12 volt power E/H (Optional)
4420	16,000 ft-lbs (2.23 ton-m)	10' (3.05 m)	20' (6.10 m)	4,000 lbs @ 4' (1814 kg @ 1.22 m) 800 lbs @ 20' (365 kg @ 6.10 m)	PTO 2.0 gpm @ 2600 psi 12 volt power E/H (Optional)
5520	25,000 ft-lbs (3.46 ton-m)	10' (3.05 m)	20' (6.10 m)	5,000 lbs @ 5' (2268 kg @ 1.52 m) 1,250 lbs @ 20' (565 kg @ 6.10 m)	PTO 4.5 gpm @ 2850 psi 12 volt power E/H (Optional)
6620	38,000 ft-lbs (5.25 ton-m)	10' 9" (3.28 m)	20' 9" (6.32 m)	6,000 lbs @ 6' (2722 kg @ 1.83 m) 1,825 lbs @ 20'9" (830 kg @ 6.32 m)	PTO 8 gpm @ 2850 psi
6628	38,000 ft-lbs (5.25 ton-m)	13' (3.96 m)	28' (8.53 m)	6,000 lbs @ 6' (2722 kg @ 1.83 m) 1,350 lbs @ 28' (1130 kg @ 8.54 m)	PTO 8 gpm @ 2850 psi
9621	55,000 ft-lbs (7.60 ton-m)	11' (3.35)	20' 9" (6.32 m)	9,000 lbs @ 6' (4082 kg @ 1.83 m) 2,650 lbs @ 20'9" (1200 kg @ 6.32 m)	PTO 8 gpm @ 3000 psi
10621	60,000 ft-lbs (8.30 ton-m)	11' (3.35)	21' 0" (6.40 m)	10,000 lbs @ 6' (4536 kg @ 1.83 m) 2,850 lbs @ 21'0" (1293 kg @ 6.40 m)	PTO 8 gpm @ 3000 psi
10628	60,000 ft-lbs (8.30 ton-m)	12' 6" (3.81 m)	28'6" (8.69 m)	10,000 lbs @ 6' (4536 kg @ 1.83 m) 2,105 lbs @ 28'6" (955 kg @ 8.69 m)	PTO 8 gpm @ 3000 psi
12628	66,000 ft-lbs (9.13 ton-m)	12' 6" (3.81 m)	28' 6" (8.69 m)	12,000 lbs @ 6' (5443 kg @ 1.83 m) 2330 lbs @ 28'6" (1056 kg @ 8.69 m)	PTO 8 gpm @ 3000 psi
14528	70,000 ft-lbs (9.68 ton-m)	13' (3.96 m)	28' (8.53 cm)	14,000 lbs @ 5' (6350 kg @ 1.52 m) 2500 lbs @ 28' (1130 kg @ 8.54 m)	PTO 12 gpm @ 2600 psi

**■ Service Bodies**

<u>Model</u>	<u>GVWR</u>	<u>Crane Models</u>	<u>Cab to Axle</u>	<u>Length</u>	<u>Height</u>	<u>Comp. Depth</u>	<u>Floor Width</u>
<b>T1 Bodies</b>	15,000-19,000	3315, 4420, 5520 6620, 6628	60"-84" (152-213 cm)	9'-11' (2.74-3.35 m)	44"-60" (112-152 cm)	22" (56 cm)	50" (127 cm)
<b>T2 Bodies</b>	19,000 and up	6620, 6628, 9620, 10620, 10628	84"-120" (213-305 cm)	11'-14' (3.35-4.27 m)	52"-60" (132-152 cm)	22" (56 cm)	50" (127 cm)
<b>T3S Bodies</b>	33,000 and up	14528	120" (304.8 cm)	14' (4.27 m)	52"-60" (132-152 cm)	22" (56 cm)	50"-52" (127-132 cm)
<b>T3T Bodies</b>	46,000 and up	14528	147"(Cab to Trunnion) (373.38 cm)	17' (5.18 m)	52"-60" (132-152 cm)	22" (56 cm)	50"-52" (127-132 cm)



<u>Model</u>	<u>Delivery</u>	<u>Max Pressure</u>	<u>Power</u>
<b>SHD-60</b>	30 cfm @ 100 psi	150 psi	Hydraulic Single Stage, 4-cylinder
<b>SHD-66</b>	46 cfm @ 175 psi	175 psi	Hydraulic Two-Stage, 4-cylinder
<b>SHD-245</b>	110 cfm @ 175 psi	175 psi	Hydraulic Two-Stage, 4-cylinder
<b>SRS-40</b>	40 cfm @ 100 psig @ 7500-8000 rpm	150 psi	Hydraulic Rotary Screw
<b>SRS-65</b>	65 cfm @ 100 psig @ 7000-7500 rpm	150 psi	Hydraulic Rotary Screw



Your local dealer:



*Our People. Our Products.*

190 State Street  
 P.O. Box 169  
 Garner, IA 50438  
 Telephone: (641) 923-3741 • (800) 321-3741  
 Fax: (641) 923-2812  
 Internet: [www.stellarindustries.com](http://www.stellarindustries.com)  
 Email: [sales@stellarindustries.com](mailto:sales@stellarindustries.com)

An Employee Owned Company.  
 Copyright © 2008 Stellar Industries, Inc.